



MASSEY FERGUSON

75-105 HP

# MF 3700

V-S-F-GE-WF MODELS



FROM MASSEY FERGUSON



# Contents



**Page 04**  
MF 3700 Series  
take a closer look



**Page 08**  
V - Vineyard version



**Page 09**  
S - Special version



**Page 10**  
F - Fruit version



**Page 11**  
GE - Ground Effects version



**Page 12**  
WF - Wide Fruit version



**Page 20**  
Specifications

- 03 The new generation of specialist tractors from Massey Ferguson
- 04 MF 3700 Series take a closer look
- 06 Greater Power and Efficiency
- 07 Choose the right transmission for your needs
- 08 V - Vineyard version
- 09 S - Special version
- 10 F - Fruit version
- 11 GE - Ground Effects version
- 12 WF - Wide Fruit version
- 13 Two Specifications – the choice is yours
- 14 Your workplace in the field
- 16 Enhanced Loader Performance
- 17 Front axle suspension
- 18 Ensure a cost-effective future for your business
- 19 Total Support. There when you need it
- 20 Specifications
- 22 Options
- 23 Dimensions

## Vineyard version (V)

→ 1.00 - 1.30 m\* ←



← 1.80 - 2.20 m →

Now available with transmissions offering a top speed of 40kph

From 1.0m width, ideal for traditional narrow vineyards, with 1.8-2.2m between the rows.

# MF 3700 Series

the new generation of specialist tractors from Massey Ferguson

Building on the success of the MF 3600 Series and utilising feedback from specialist farmers and growers across the world, our engineers have designed a significantly upgraded range of specialist tractors from the MF stable, with many enhanced features – the new MF 3700 Series.

These key features are designed to make the MF 3700 Series an ideal business partner for the specialist producer who is looking for a powerful yet fuel efficient tractor, which can perform all of their tasks efficiently while ensuring that running costs are kept to the minimum.

In addition, we have paid particular attention to ensuring that time spent in the cab is more comfortable for the operator, with a spacious interior, enhanced controls at the driver's fingertips, improved visibility and easy cab access.

The MF 3700 Series bears the hallmark of Massey Ferguson, a trusted and well-established global brand renowned for straightforward and reliable products, innovative and practical technology and a back-up service that you can rely on from an approved MF Dealer.

Massey Ferguson's MF 3700 Series comprises five high quality specialist tractor models, with a spacious cab or platform in a variety of widths and profiles, with engines from 75-105hp and a choice of specification levels to suit a host of highly specialised applications.

## Special version (S)

→ 1.30 - 1.50 m\* ←



← 2.20 - 2.50 m →

From 1.3m width, ideal for more open vineyards from 2.2-2.5m between the rows, with a slightly wider chassis with a more spacious cab for the operator.

## Fruit version (F)

→ 1.50 - 1.80 m ←



← 2.50 - 3.00 m →

From 1.5m width, ideal for more extensive vineyards & fruit orchards with rows from 2.5 to 3.0m. A more substantial tractor with a wider front axle and a more spacious cab.

## Ground Effects version (GE)

→ 1.15 - 1.40 m\* ←



← 2.20 - 2.50 m →

Low profile version ideal for work under trees, in polytunnels and in canopied vineyards. Suitable for row widths of 2.2-2.5m.

## Wide Fruit version (WF)

→ 1.60 - 2.20 m ←



← 2.50 - 3.00 m →

From 1.5m wide, ideal for hillside vineyards and alpine farms, offering a low centre of gravity and greater stability on slopes with a wider front and rear axle and a more spacious cab. Also ideal as a light utility tractor. Suitable for row widths from 3m.

# S

# F

# GE

# WF

\*Typical working width

# MF 3700 Series

## take a closer look

The new MF 3700 is designed for ultimate efficiency and low cost of operation using a range of the latest straightforward and dependable technologies.

### Because we know that a tractor is a profit centre for your business

The MF 3700 is a profit earner in any sector – right from the very first day.

Efficient drive-lines, advanced compliance with the Stage 3B emissions standard, low fuel consumption, long service intervals, impressive traction and lifting capacities together with low maintenance costs – the MF 3700 simply makes your farming business more profitable. And increasingly so with every hectare that you work.

New hood styling in keeping with the MF family look

---

Low bonnet height providing better forward visibility for the driver

New generation common rail, stage 3B four-cylinder engine; more power and torque

---

New fuel tank access on top of bonnet; gives easier access even with a front loader or implement attached

---


Larger 74 litre fuel tank and optional extra fuel tank giving maximum fuel capacity of 104 litres for reduced downtime

New factory fitted loader subframe, integrated front linkage and front PTO; improved operation and greater versatility using front mounted implements

---

New four-wheel drive steering sensor; easier operation and improved headland turns

---







Up to 6 work lights for better lighting at night

Spacious cab with easy access and a new modern dashboard

New and unique hydraulic joystick integrating the controls of two spool valves and the transmission for an easy and convenient operation

New joystick controlled\* rear linkage offset and levelling.

More powerful 120 l/min hydraulic flow option for greater efficiency when operating loaders, pruners and trimmers

\* Only available on Efficient models

# MF 3700 Series

## Greater power and efficiency

The MF 3700 Series is powered by new generation Stage 3B four-cylinder engines from 75 to 105hp, delivering more power and torque to handle more demanding operations and high output implements.


These Common Rail engines offer two engine rpm memories (Efficient Version) and one engine memory (Essential Version), allowing preferred engine speeds to be set for easier driving.

A larger 74 litre fuel tank with optional additional 30 litre fuel tank minimises downtime for re-fuelling, and fuel tank access is now on the top of the bonnet, further speeding re-fuelling, and giving easier access when a front implement is fitted.

The new engines offer longer service intervals of 600hr for reduced service costs and downtime.

Re-designing the power system layout now places the emissions control system outside the bonnet, allowing it to be lower, which improves the driver's forward visibility.

	MF 3707	MF 3708	MF 3709	MF 3710
	V S F GE WF			S F GE WF
Max power (ISO 14396) hp/kW	75 (55)	85 (64)	95 (71)	105 (77)
Max Torque (Nm)	320	365	395	405
Engine Type	3.4 l / 4 cylinder Stage 3B			
After treatment unit	All-In-One - Outside the bonnet			
Version	Cab/Platform	Cab/Platform	Cab/Platform	Cab/Platform





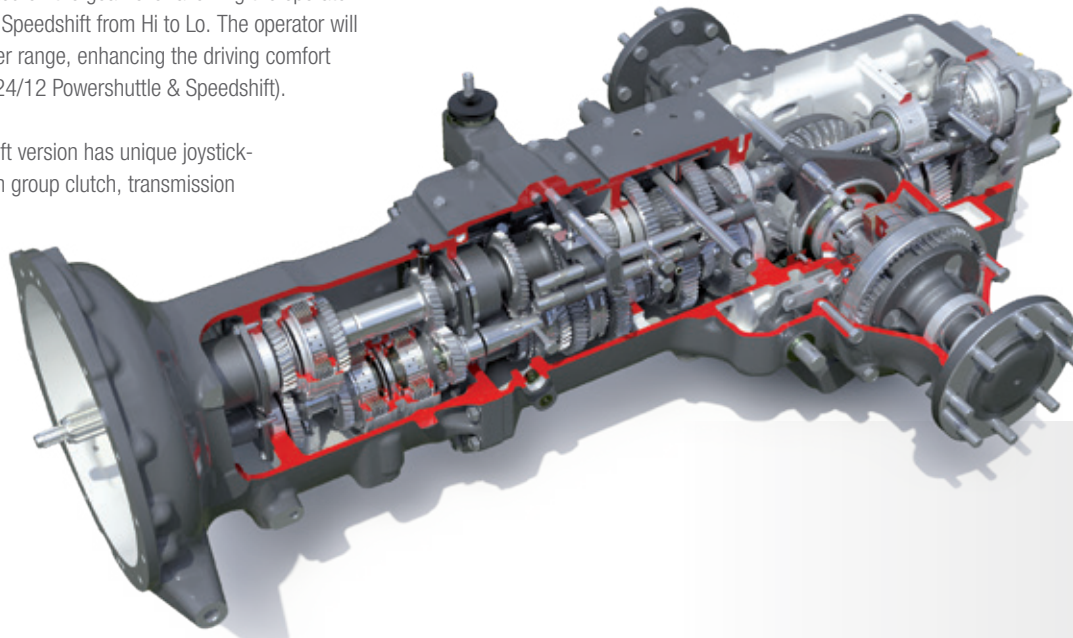
## Choose the right transmission for your needs

There is a choice of four different transmissions to suit the requirements of your particular cropping or husbandry tasks. Specify the simplicity of a mechanical transmission or take advantage of high speed shuttling between forward and reverse speeds, for example when loading materials or produce.

Transmission	Speed	3 ranges 4 synchro gears	Splitter	Shuttle
12/12 Mechanical Shuttle	30kph	●	-	Mechanical
24/24 Mechanical Shuttle with Mechanical Hi/Low	40kph	●	Mechanical	Mechanical
24/24 Mechanical Shuttle with Speedshift	40kph	●	Electro-hydraulic	Mechanical
24/12 Powershuttle & Speedshift	40kph	●	Electro-hydraulic	Electro-hydraulic

Transmission controls are also situated on the gear lever allowing the operator to de-clutch, but also to change the Speedshift from Hi to Lo. The operator will therefore enjoy 8 clutchless ratios per range, enhancing the driving comfort and efficiency (24/24 Speedshift & 24/12 Powershuttle & Speedshift).

The 24/12 Powershuttle & Speedshift version has unique joystick-mounted transmission buttons which group clutch, transmission and implement functions onto one easy control (Efficient Version). Operators can focus on their implement and the task in progress, with every control conveniently to hand.



### More powerful hydraulics for demanding implements

The MF 3700 Series has significantly more powerful hydraulics than its predecessor, offering improved performance with implements such as loaders, trimmers and pruners; it also features a dedicated auxiliary pump.

#### Hydraulic flow options

- Two pumps with maximum flow of 93 l/min @ 2300rpm; 66 l/min @2300rpm or 51 l/min @1800 rpm for rear linkage & spool valves
- Three pumps with maximum flow of 120 l/min @ 2300rpm; 93 l/min @2300rpm or 73 l/min @1800 rpm for rear linkage & spool valves

Rear linkages have 2.5 and 3 tonnes lift capacity and purchasers can specify from two to six spool valves to meet their needs; the MF 3700 Series also offers a hydraulic trailer brake dual line for safe towing.



## Vineyard version

Working with a high value crop, you need a tractor that is exceptionally compact yet powerful. The closely-spaced rows and delicate foliage and fruit mean that the tractor must be narrow enough to pass between the plants without the risk of damage. Yet the operator environment must still offer comfort and ease of use during long working hours, often in extremes of climatic conditions. Timeliness is also a must, so these tractors must be efficient and productive.

**The MF 3700 Series has been specially designed to meet these needs.**



### Key features:

- Narrow chassis with 930mm flange to flange on the front axle and 892mm on the rear axle
- Narrow 1m wide cabin and ROPS platform option
- NEW 40kph transmission option for quicker transport between jobs
- Engines up to 95hp with maximum torque of 395Nm for power hungry operations such as spraying and cultivations
- Powerful hydraulics for demanding pruning or trimming operations
- Spacious, comfortable cab interior with easy access and a new modern dashboard





# S Special version

Modern vineyards produce high value and high yielding crops so you need a tractor that is compact but truly productive. More open vineyards can accommodate a larger and more powerful tractor but one which must still be narrow enough to pass between the plants without the risk of damage. Comfort and ease of use are also paramount during long working hours, often in extremes of climatic conditions.

The MF 3700 Series has been specially designed to meet these needs.



## Key features:

- Slightly wider chassis with 990mm flange to flange on the front axle and 972mm on the rear axle for extra stability
- Suitable for rows from 2.2 to 2.5m
- More spacious 1200mm cabin and ROPS platform option
- 40kph transmission option for quicker transport between jobs
- Engines up to 105hp with maximum torque of 405Nm for power hungry operations such as spraying or cultivations
- Powerful hydraulics for demanding pruning or trimming operations
- Spacious, comfortable cab interior with easy access and a new modern dashboard





## F

## Fruit version

High value crops, either fruit orchards or vines grown in more extensive vineyards. Crops are grown in regimented rows, but larger areas require higher outputs as well as excellent manoeuvrability and a compact power unit to avoid damaging tender foliage or fruit. Yet the operator environment must still offer comfort and ease of use during long working hours, during a long season.

The MF 3700 Series has been specially designed to meet these needs.



### Key features:

- A more substantial tractor with a wider front axle and a more spacious cab
- Front axle 1325mm and rear axle flange to flange: 1242mm
- Cabin width 1200mm and ROPS platform option
- 40kph transmission option for quicker transport between jobs
- Engines up to 105hp with maximum torque of 405Nm for power-hungry operations such as spraying and cultivations
- Powerful hydraulics for the most demanding applications
- Spacious, comfortable cab interior with easy access and a new modern dashboard





GE

## Ground Effect version

Working with a high value crop, you need a tractor that is exceptionally compact yet powerful. The closely-spaced rows and delicate foliage and fruit mean that the tractor must be narrow enough to pass between the plants without the risk of damage. Canopied vineyards, work under trees and in polytunnels also place restrictions on the height of machinery. Yet the operator environment must still offer comfort and ease of use during long working hours, often in extremes of climatic conditions. Timeliness is also a must, so these tractors must be efficient and productive.

The MF 3700 Series has been specially designed to meet these needs.



### Key features:

- Slightly wider chassis with 1155mm flange to flange on the front axle and 972mm on the rear axle for extra stability
- Suitable for rows from 2.2 to 2.5m
- Compact cabin and ROPS platform option
- Platform height (24" tyres) : 1070 mm
- 40kph transmission option for quicker transport between jobs
- Engines up to 105hp with maximum torque of 405Nm for power-hungry operations such as spraying or cultivations
- Powerful hydraulics for demanding pruning or trimming operations
- Spacious, comfortable cab interior with easy access and a new modern dashboard



# WF **Wide Fruit version and great all-rounder**

Hillside vineyards and alpine farms present a demanding environment where the tractor must work safely on slopes. Mixed and dairy farms also require a powerful, yet compact utility tractor to work in traditional buildings while offering the versatility to tackle fieldwork. The operator environment must offer comfort and ease of use during long working hours, often in extremes of climatic conditions. Timeliness is also a must, so these tractors must be efficient and productive.

**The MF 3700 Series has been specially designed to meet these needs.**



## Key features:

- Wider chassis with 1460mm flange to flange on the front axle and 1540 mm on the rear axle offering a low centre of gravity and greater stability on slopes
- Spacious cabin and ROPS platform option
- 40kph transmission option for quicker transport between jobs
- Engines up to 105hp with maximum torque of 405Nm for power-hungry operations such as haymaking and livestock feeding
- Powerful hydraulics for demanding materials handling tasks
- Factory fitted loader package option for an integrated materials handling solution
- Comfortable, well-equipped cab with easy access and a new modern dashboard

## Two Specifications – the choice is yours

The MF 3700 Series is available in two specification levels – Essential and NEW Efficient.

Essential offers an entry level package available on both ROPS and cab tractors, ideal for purchasers working to a tight budget or requiring a more basic tractor, with mechanical transmission and mechanical linkage.

Efficient is available on cab tractors only and offers a higher specification specialist tractor, with increased hydraulic flow, a unique control joystick and electronic management of the linkage and spool valves.

Within the Essential and Efficient specification there are further transmission and hydraulic options allowing you to tailor your tractor to the specific needs of your farm and your crops.

### Essential

#### The standard Essential package includes:

- 93 l/min hydraulic flow
- Mechanical rear linkage
- 12/12 mechanical transmission
- Two rear mechanical spool valves

#### Choose from these options:

- Three rear mechanical spool valves
- Two mid-mounted spool valves
- Front linkage
- Front linkage and PTO
- Front loader package
- 24/24 mechanical transmission
- 24/24 Speedshift transmission
- 24/12 Powershuttle & Speedshift transmission
- Rear linkage offset & levelling control

### Efficient

#### The standard Efficient package includes:

- 120 l/min hydraulic flow
- Electronic rear linkage
- 24/12 Powershuttle & Speedshift transmission
- Two rear electronic spool valves + one mid mounted spool valve
- Multifunction hydraulic joystick (spool valves + transmission)

#### Choose from these options:

- Four rear electronic spool valves
- Two mid-mounted spool valves
- Front linkage
- Front linkage and PTO
- Front loader package
- Joystick controlled rear linkage offset and levelling





## Your workplace in the field

Long and demanding seasons for specialist crops make the operator environment a priority and the MF 3700 Series cab offers the ideal workplace in the field.

You'll find it surprisingly roomy for a specialist tractor, with all controls falling easily to hand and superb visibility giving the perfect view of your high value crops.

Alongside fixed or telescopic steering wheel options, a tiltable steering wheel can be specified, allowing the operator to adjust it for optimum comfort, and helping to further enhance the easy, uncluttered access.

The foot throttle is now placed along the transmission tunnel in the cab for easy access and improved comfort.

Everything is at the right place. The controls are logically laid out on the right hand console whatever the specification selected. The engine memory engagement is near the PTO switch while the linkage position and settings combine precision & straightforward use. A unique joystick controlling the offset & levelling of the rear linkage is available on the Efficient version for extra comfort.

Transmission controls are also situated on the gear lever allowing the operator to de-clutch, but also to change the Speedshift from Hi to Lo. The operator will therefore enjoy 8 clutchless ratios per range, enhancing the driving comfort and efficiency (24/24 Speedshift & 24/12 Powershuttle & Speedshift).

The Efficient version has unique joystick-mounted transmission buttons which group clutch, transmission and implement functions onto one easy control. Operators can focus on their implement and the task in progress, with every action easy to select.

As an option, a new steering sensor gives automatic disengagement of four-wheel drive, linked to steering angle, for quicker, simpler headland turns.

A new digital instrument panel displays all operating and machine data clearly day and night, and there is a choice of analogue or digital (DAB +) radio.

Tailor your tractor further to your preferences with air conditioning, an inside mirror and external electric mirrors. The choice of seats includes a high comfort deluxe Grammer seat on F and WF versions.

New work or road lights are a further option. Located in the middle of the cab, these will provide improved lighting when working round the clock at harvesting time.





We know no two farming operations are the same, every day brings its own challenges and every task must be carried out quickly and efficiently. That's why we have developed the MF 3700 Series – **the specialist tractor for the specialist crop.**

# MF 3700





## Enhanced loader performance

Growers can get more from their tractors and extend their season of use with NEW front linkage and loader options.

Move materials or produce easily with a front loader and get more for your money from a multi-purpose, all-year tractor. Feed livestock more easily and ease the load on specialist materials handlers on the farm.

An ever-growing range of front mounted implements is now available for specialist tractors: mow, prune or sweep, and take advantage of the improved visibility of a front implement while leaving the rear linkage free for larger machinery.

A front linkage, which lifts 1250 or 1680kg depending on the tractor variant, is now available from the factory, in a number of configurations:

- Front linkage only
- Front linkage + 540 rpm ECO
- Front linkage + 1000 rpm PTO

The front linkage is fully compatible with the MF front utility loader.

New for the MF 3700 WF, MF 3700 F and MF 3700 S is the availability of a factory-fitted loader sub-frame with mechanical joystick for Essential specification tractors and electrohydraulic joystick for Efficient versions.

The loader and linkage are fully integrated, maintaining the tight turning circle and perfect balance of the tractor.

With significantly more powerful hydraulics providing a maximum flow of 120 l/min, the MF 3700 Series offers enhanced loader performance.

MF 3700 Series – Utility loaders available				
	Model	Type	Lift height	Capacity*
MF 3700 F, S, WF	MF 921X	Non-parallel	2.90 m	1530 kg
	MF 926X	Parallel	2.90 m	1240 kg

\* @ Maximum lift height - pivot pin



## New Front axle suspension. Comfort without compromise

The new front axle suspension is an option available for MF 3700 V, MF 3700 S & MF 3700 F.

Its conception was inspired by the front axle suspension of the MF 7700 range, to be once again unique and exclusive to Massey Ferguson.

It has 2 hydraulic cylinders linked to 3 accumulators.

Its total travel range is 80mm.

The new front axle suspension is totally integrated to the tractor design, providing a high ground clearance and a superior traction. It won't reduce the large steering angles of the MF 3700 Series assuring perfect manoeuvrability.

The accumulators are under the cabin and the manual adjustment mode is as standard.

It has very few articulations and greasing points for a more efficient, easier-to-maintain system.

In some words, this option will guarantee a safe ride and excellent operating comfort without compromise. It will protect the operator, the tractor and the implements from any shocks during daily works in the fields.





# Ensure a cost-effective future for your business

It makes good business sense to plan for the unexpected and where machinery is concerned, there's no price on complete peace of mind. Secure your assets with an **MFCare** Service and Extended Warranty Plan.



**MFCare** Service and Extended Warranty Plan\* is a complete package aimed at providing total care for your tractor including routine maintenance, repair cover and full AGCO backed warranty. This fully backed plan will cover critical components such as:

- Engine and transmission
- Hydraulics
- PTO
- Steering
- Electronics
- Cab and controls
- Axles

## Assurance for the life of the machine

You can be assured of 'preventative' servicing using the latest technology and professionally trained technicians. With years of experience they are on hand to ensure that your machine runs at optimum performance. All of this will be carried out according to a strict maintenance schedule supplied by Massey Ferguson.

With an **MFCare** plan and through this 'preventative' servicing, your machine will maintain excellent productivity throughout its long working life. The most important aspect of this package is that you will never incur any unexpected additional costs.

It is possible to cut the cost of maintaining your machine through 'preventative' servicing and maintenance, thereby reducing long-term ownership costs and securing a productive future for your business.

## Tailored specifically for you,

**MFCare** has been designed to cater for your individual needs. Cover is available for up to 5 years or 6,000 hours, depending on your requirements. Available at initial point of sale or, for added flexibility, you can choose to take on an **MFCare** plan any time up to six months after machine registration.

Your dealer will prepare the servicing plan and can tailor it to last up to a maximum of 10,000 hours.

By choosing an **MFCare** Service and Extended Warranty Plan, not only are you assured of complete peace of mind for you and your business, but also a higher residual value for your machinery, full dealer history and genuine AGCO Parts, inside and out.

For more information on the **MFCare** Service and Extended Warranty Plan, speak to your Massey Ferguson Dealer today.

# Total Support with MF Services. **We are there for you**

Massey Ferguson and its distributors and dealers are always prepared and ready to put in the extra mile to support your purchase.

Agriculture can be a tough business, that's why we make sure that you can get support whenever you need it and at crucial times of the year. Our dealers are committed to finding the right product for you and then supporting you with the best service, parts provision and backup. You'll be part of a dedicated family of highly skilled specialists who make it their business to give you genuine, top quality service support.

We understand farming and are aware of the challenges each individual faces, therefore our dealers can help you to plan for a successful future. Ask your dealer about our finance plans, which can include leasing, hire purchase, contract hire and loan facilities.





# Specifications

	<b>MF 3707</b> <b>V/S/F/GE/WF</b>	<b>MF 3708</b> <b>V/S/F/GE/WF</b>	<b>MF 3709</b> <b>V/S/F/GE/WF</b>	<b>MF 3710</b> <b>S/F/GE/WF</b>
<b>Engine performance</b>				
Max (ISO 14396) hp/kW	75 (55)	85 (64)	95 (71)	105 (77)
Max torque (Nm)	320	365	395	405
<b>Engine</b>				
Emission compliance	Stage 3B	Stage 3B	Stage 3B	Stage 3B
Injection system	Common rail			
Engine management	Electronic ECU	Electronic ECU	Electronic ECU	Electronic ECU
Capacity/ No. of cylinders	3,4l / 4	3,4l / 4	3,4l / 4	3,4l / 4
Exhaust, horizontal left	●	●	●	●
Exhaust, vertical	○	○	○	○
Dual, dry element air filter	●	●	●	●
Engine rpm memories	Essential: 1 memory - Efficient: 2 memories			
Fuel Tank	74L (54L with Front PTO)			
Additional Fuel Tank	30L - (S, F & WF Versions) - Total Capacity : 104L			
Engine service interval	600hrs			
<b>Transmission</b>				
12F/12R Mech. shuttle (30 km/h)	●	●	●	●
24F/24R Mech. shuttle (40 km/h)	○	○	○	○
24F/24R, Mech. shuttle and Speedshift (40 km/h)	○	○	○	○
24F/12R, Power Shuttle and Speedshift (40 km/h)	○	○	○	○
<b>Power Take-Off</b>				
Engagement and Control	Electrohydraulic			
540 rpm / 750 rpm (540 Eco)	●	●	●	●
540 rpm / 1000 rpm	○	○	○	○
Ground Speed	○	○	○	○
Front PTO 750 rpm (540 Eco) with front linkage	○	○	○	○
Front PTO 1000 rpm with front linkage	○	○	○	○
<b>Hydraulics</b>				
Max. oil flow @ 2300 rpm l/min				
Brake/Steering/IPTO, pump n°1	27			
Max. oil flow @ 2300 rpm l/min				
Standard Auxiliaries pump n°2 (linkage + spool valves)	66			
Optional Auxiliaries pump n°3 (linkage + spool valves)	27			
<b>Brakes</b>				
Type/actuation	Oil-cooled disc brakes, hydraulic actuation			
Parking brake	Mechanical, independant of main brakes - Hand lever operated			
Hydraulic trailer brakes	Hydraulic dual line			
<b>4WD</b>				
Engagement	● Electro-mechanical engagement ○ Electro-hydraulic engagement			
Steering angle sensor (With 4WD Electro-hydraulic engagement)	○			

● = Standard ○ = Optional - = Not available

	<b>MF 3707</b>	<b>MF 3708</b>	<b>MF 3709</b>	<b>MF 3710</b>
	<b>V/S/F/GE/WF</b>	<b>V/S/F/GE/WF</b>	<b>V/S/F/GE/WF</b>	<b>S/F/GE/WF</b>
<b>Linkage</b>				
Rear 3 point linkage	Cat.1/2 linkage with fixed ball ends (hook ends optional - Adjustable position optional)			
Draft sensing	Top link sensing			
Max. pressure - bar	190	190	190	190
Linkage position	Mechanical or electrohydraulic offset & levelling			
Maximum lift capacity @ link ends kg	2 500 kg & 3 000 kg (optional)			
Front 3 point linkage	Cat.2 with foldable arms & hook ends - Suspension			
Maximum lift capacity @ link ends kg	○ 1650 kg (GE version : 1250 kg)			
<b>Cabin</b>				
Fixed steering column	●	●	●	●
Telescopic steering column	○	○	○	○
Telescopic & tiltable steering column	○	○	○	○
Air Conditioned	○	○	○	○
Mechanical suspension seat	●	●	●	●
Pneumatic suspension seat	○	○	○	○
Deluxe pneumatic suspension seat	○ (Only F & WF)			
Radio FM	○	○	○	○
<b>Auxiliary hydraulics</b>				
<b>Essential 66 l/mn (2 pumps)</b>				
Rear linkage control	Mechanical			
Rear spool valves	2 to 3 (Mechanical)			
Mid mounted spool valves	-	-	-	-
Rear free return	○	○	○	○
Right-hand front outlet & free return	○	○	○	○
<b>Essential 93 l/mn (3 pumps)</b>				
Rear linkage control	Mechanical			
Rear spool valves	3 (Mechanical)			
Mid mounted spool valves	2 (Mechanical)			
Rear free return	○	○	○	○
Right-hand front outlet & free return	○	○	○	○
<b>Efficient 93 l/mn (3 pumps)</b>				
Rear linkage control	Electronic ELC			
Rear spool valves	2 or 4 (Electronic)			
Mid mounted spool valves	1 or 2 (Mechanical)			
Rear free return	○	○	○	○
Right-hand front outlet & free return	○	○	○	○



# Options

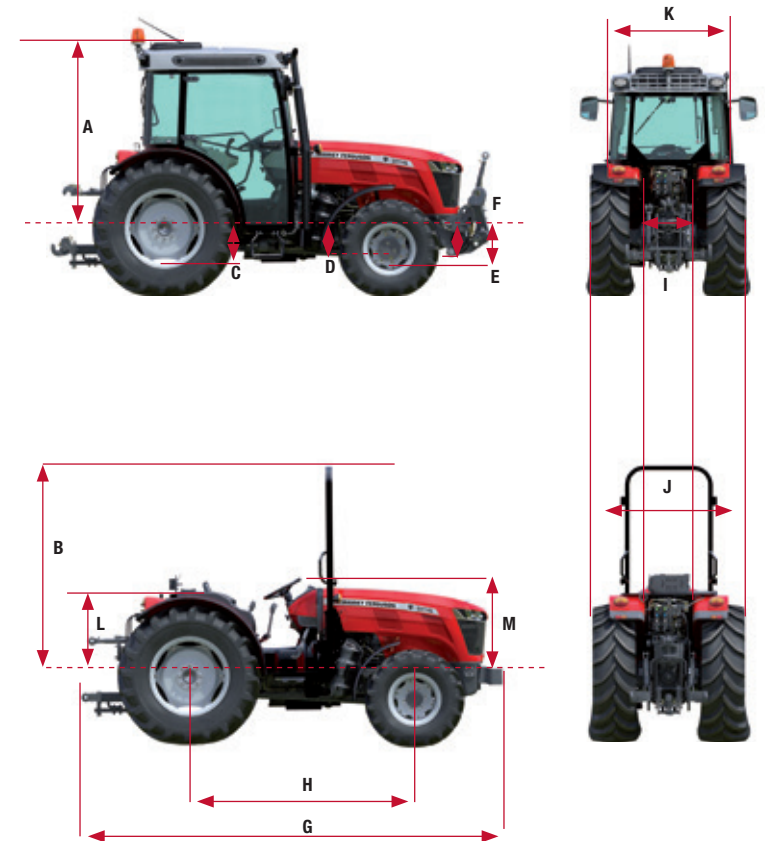
	<b>ESSENTIAL</b> V/S/F/GE/WF	<b>EFFICIENT</b> V/S/F/GE/WF
<b>Base</b>		
Hydraulic flow	93 l/mn hydraulic flow	120 l/mn hydraulic flow
Rear linkage	Mechanical Rear linkage	Electronic Rear linkage
Rear spool valves	x2 Mechanical	x2 Electronic
Mid-mounted spool valves	-	x1 Mechanic
Transmission	12/12 Mechanical	24/12 PowerShuttle & Speedshift
<b>Option</b>		
24/24 Mechanical transmission	○	-
24/24 Speedshift	○	-
24/12 PowerShuttle & Speedshift	○	-
120 l/mn hydraulic flow	○	-
3 rear mechanical spool valves	○	-
2 mid mounted spool valves	○	○
Front linkage	○	○
Front linkage + Front PTO (1000 or 540E)	○	○
Front loader package	○	○
Electronic Offset / Levelling	○	○
4 rear electronic spool valves	-	○
Front axle suspension	○	○

● = Standard ○ = Optional - = Not available



# Dimensions - V,S,F,GE,WF (4WD)

From rear axle centre line (mm)		V	S	F	GE	WF
<b>Dimension</b>		<b>Cab</b>				
A	Cab height (Less beacon)	1715	1715	1715	1715	1715
C	Lowest point below rear axle	250	250	250	250	250
D	Centre line of front axle	210	210	210	210	210
E	Lowest point of front axle	330	330	330	330	330
F	Lowest point of front axle support	260	260	260	260	260
G	Overall length	3984	3984	3984	3984	3984
H	Wheelbase	2148	2148	2124	2085	2124
I	Internal fender width	450	520	600	450	600
J	External fender width	1000	1300	1450	1000	1450
K	External cab width	1000	1200	1200	1000	1200
Additional height for warning beacon		200	200	200	200	200
<b>Dimension</b>		<b>Semi-platform</b>				
B	ROPS height (Less beacon)	1884	1884	1884	1884	1884
C	Lowest point below rear axle	250	250	250	250	250
D	Pivot point of front axle	210	210	210	210	210
E	Lowest point of front axle	330	330	330	330	330
F	Lowest point of front axle support	260	260	260	260	260
G	Overall length	3984	3984	3984	3984	3984
H	Wheelbase	2148	2148	2124	2085	2124
I	Internal fender width	450	520	600	450	600
J	External fender width	1000	1300	1450	1150	1450
L	Rear fender height	730	730	730	605	730
M	Steering wheel min height	810	810	810	780	810







# MASSEY FERGUSON

**A world of experience. Working with you.**



Web: [www.MasseyFerguson.com](http://www.MasseyFerguson.com)

Facebook: [www.Facebook.com/MasseyFergusonGlobal](http://www.Facebook.com/MasseyFergusonGlobal)

Twitter: [Twitter.com/MF\\_EAME](https://twitter.com/MF_EAME)

Instagram: [Instagram.com/MasseyFergusonGlobal](https://www.instagram.com/MasseyFergusonGlobal)

YouTube: [www.YouTube.com/MasseyFergusonGlobal](http://www.YouTube.com/MasseyFergusonGlobal)

Blog: [Blog.MasseyFerguson.com](http://Blog.MasseyFerguson.com)



MASSEY FERGUSON® is a worldwide brand of AGCO.  
© AGCO Limited. 2017 | A-A-16455/1017 | English/1017



Responsible forest management

